


MSC-GA-VB / MS-GA-VB Cooling Only

R410A Classic Wall Mounted System

New Series

Mitsubishi Electric's new range of high specification, flat panel wall mounted models make use of traditional fixed speed technology, whilst providing extremely good value for money, costing approximately 30% less than the inverter equivalent. These units have extremely quiet sound levels, whilst also delivering economical air conditioning, with improved EER figures. Ideal for use in any size room, many units come equipped with a wide-angle airflow system, as well as an automatic swing vane, allowing airflow to be extended to every corner of a room.



* Wide swing & long airflow mode available for MS-GA50-60VB
* Air cleaning filter is optional

Technical Information >>

MSC-GA-VB / MS-GA-VB - INDOOR UNITS

MODEL REFERENCE		MSC-GA25VB	MSC-GA35VB	MS-GA50VB	MS-GA60VB
CAPACITY (kW)	Cooling (nominal)	2.5	3.45	5.0	6.5
	Cooling (UK)	2.5	3.4	4.95	6.45
SHF (nominal)		0.70	0.66	0.65	0.63
EER (nominal)		3.23	3.08	2.76	2.62
ENERGY LABEL		A	B	D	D
AIRFLOW (m3/min)	Lo-Mi-Hi	5.1-6.4-7.9	5.4-7.4-9.7	8.8-10.7-12.8	9.8-11.2-12.8
PIPE SIZE mm(in)	Gas	9.52(3/8")	9.52(3/8")	12.7(1/2")	15.88(5/8")
	Liquid	6.35(1/4")	6.35(1/4")	6.35(1/4")	6.35(1/4")
NOISE (dBA)	Lo-Mi-Hi	25-31-36	26-33-40	34-38-42	37-41-45
DIMENSIONS (mm)	Width	815	815	1100	1100
	Depth	244	244	258	258
	Height	278	278	325	325
WEIGHT (kg)		9	10	16	16
ELECTRICAL SUPPLY		220-240v, 50Hz	220-240v, 50Hz	220-240v, 50Hz	220-240v, 50Hz
PHASE		Single	Single	Single	Single
RUNNING CURRENT (A)		0.17	0.19	0.30	0.30
FUSE RATING (BS88) - HRC (A)		6	6	6	6
INTERCONNECTING CABLE No. CORES		2 Core 12v	2 Core 12v	2 Core 12v	2 Core 12v

MU-GA-VB - OUTDOOR UNITS

MODEL REFERENCE		MU-GA25VB	MU-GA35VB	MU-GA50VB	MU-GA60VB
NOISE (dBA)		45	49	52	53
WEIGHT (kg)		31	30	44	60
DIMENSIONS (mm)	Width	800	800	850	850
	Depth	285	285	290	290
	Height	550	550	605	605
ELECTRICAL SUPPLY		220-240v, 50Hz	220-240v, 50Hz	220-240v, 50Hz	220-240v, 50Hz
PHASE		Single	Single	Single	Single
SYSTEM POWER INPUT (kW)	(nominal)	0.775	1.12	1.81	2.48
	(UK)	0.62	0.9	1.448	1.984
STARTING CURRENT (A)		21	21	37	74
RUNNING CURRENT (A)		3.23	4.83	7.90	10.82
FUSE RATING (BS88) - HRC (A)		16	16	16	20
MAINS CABLE No. CORES		3	3	3	3
MAX PIPE LENGTH (m)		20	25	25	25
MAX HEIGHT DIFFERENCE (m)		10	10	10	10
CHARGE R410A (kg) - 7m		0.60	0.75	1.45	2.00

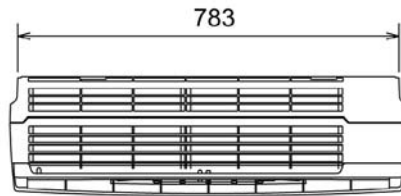
Notes: The indoor units require a 240v 50hz single phase supply and the outdoor units require the same, separate supply. Between the indoor and outdoor unit is a 2 Core, low voltage interconnecting cable. The MSC-GA-VB indoor unit is a common unit for heating and cooling. The MU-GA-VB outdoor unit is cooling only.

INDOOR UNIT MSC-GA25/35VB

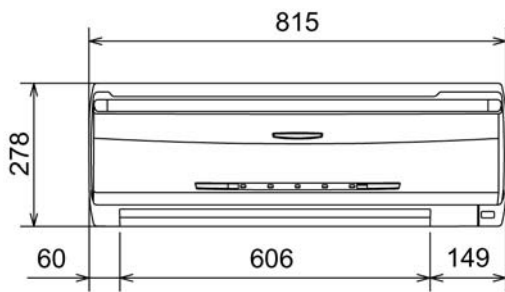
Upper View > Size 25



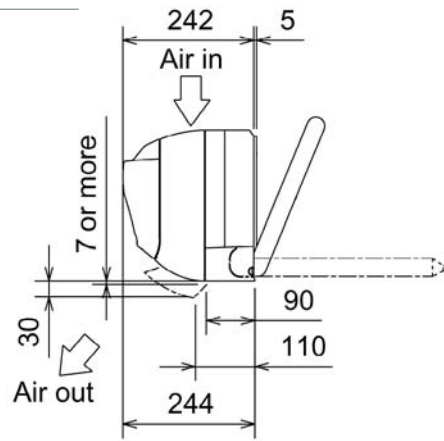
Upper View > Size 35



Front View >

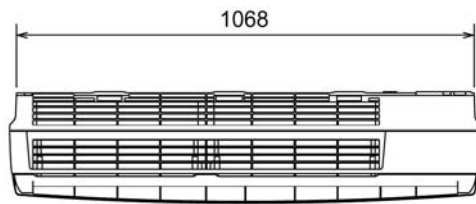


Side View >

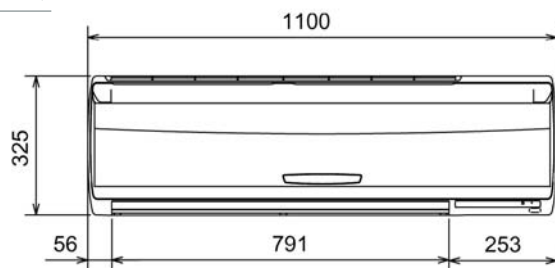


INDOOR UNIT MS-GA50/60VB

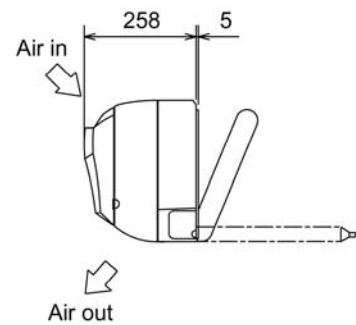
Upper View >



Front View >



Side View >



This pdf has been downloaded from the website of :

“Supplying and installing the latest in air conditioning technology”

° Celsius
air conditioning

Celsius Air Conditioning Ltd, 1 Well Street, Heywood, Greater Manchester OL10 1NT

 01706 367 500  07000 CELSIUS  01706 367 355  sales@celsiusair.co.uk  www.celsiusair.co.uk

www.celsiusair.co.uk