

PWFY-P

VRF Heat Pump Boiler

The Mitsubishi Electric booster unit (PWFY-P100VM-E-BU) can achieve a flow temperature of **70°C** and is an ideal solution for providing a hot water supply to commercial buildings in an energy efficient manner.

Heat pump technology works by extracting heat from the air and upgrading it to heat a building. This process in itself is energy efficient, however we can take this a step further by using heat recovery. Heat recovery technology taps into and utilises otherwise wasted heat energy, extracted from areas of a building that require cooling, providing heating for hot water almost for free. Recovering the heat in this manner maximises the efficiency of the system all year round, therefore increasing energy savings and lowering running costs.

Taking full advantage of heat recovery technology, the 12.5kW PWFY booster unit upgrades the heat pump energy to higher temperatures required to achieve 70°C water temperatures. This is possible using the first ever VRF cascade refrigeration system between R410A and R134a refrigerant.

The benefit of having air conditioning as well as a hot water supply from a single system means that the unit is suitable for a variety of applications. Offices, hotels, gyms, restaurants etc are typical examples of buildings that already have an air conditioning system in place. Providing the essential hot water supply to these applications is a simple addition of the booster unit to the existing air conditioning system. It is a perfect solution that allows inconveniences that arise when installing gas boilers such as gas grid connection costs, meter installation and maintenance costs to be eliminated. Not to mention the reduction in running costs and carbon emissions due to the high efficiency of these units over gas boilers.

The Mitsubishi Electric air to water heating units (PWFY-P100/200VM-E-AU) can achieve flow temperatures of 45°C in heating and 10°C in cooling, making them perfect for application on underfloor heating/cooling systems.

- PWFY-P100/200VM-E AU able to achieve a flow temperature of 55°C (application dependent)
- Can be used in conjunction with CMB-PW202V-J to allow a 200% heat recovery index



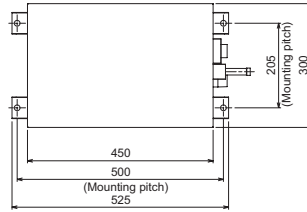
Technical Information

PWFY-P		PWFY-P100VM-E-BU	PWFY-P100VM-E-AU	PWFY-P200VM-E-AU
MODEL REFERENCE				
CAPACITY	Heating (nominal)	12.5	12.5	25.0
	Cooling (nominal)	-	11.2	22.4
	Heating (UK)	12.5	10.4	20.8
POWER INPUT (kW)		2.48	0.015	0.015
COMPATIBLE OUTDOOR / CONDENSING UNITS		PURY / PQRY	PUHY / PQHY / PURY / PQRY	PUHY / PQHY / PURY / PQRY
REFRIGERANT CHARGE (kg) High Temp Circuit		1.1 (R134a)	-	-
PIPE SIZE (mm) (in)	Gas	15.88 (5/8")	15.88 (5/8")	19.05 (3/4")
	Liquid	9.52 (3/8")	9.52 (3/8")	9.52 (3/8")
	Water	19.05 (3/4")	19.05 (3/4")	19.05 (3/4")
	Drain	ø32 (1 1/4")	ø32 (1 1/4")	ø32 (1 1/4")
NOISE (dBA)		44	29	29
WEIGHT (kg)		60	35	38
DIMENSIONS (mm)	Width	450	450	450
	Depth	300	300	300
	Height	785 (800)	785 (800)	785 (800)
ELECTRICAL SUPPLY		220-240V, 50Hz	220-240V, 50Hz	220-240V, 50Hz
PHASE		Single	Single	Single
RUNNING CURRENT (A)		10.66	0.063	0.063
FUSE RATING (BS88) - HRC (A)		25	6	6
MAINS CABLE No. CORES		3	3	3
WATER FLOW RATE m³/h		0.6-2.15	0.6-2.15	1.2-4.3

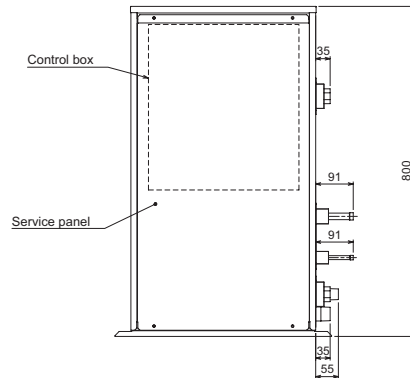
Note: The PWFY-P200VM-E-AU will require 2 expansion joints

PWFY-P I00VM-E-BU

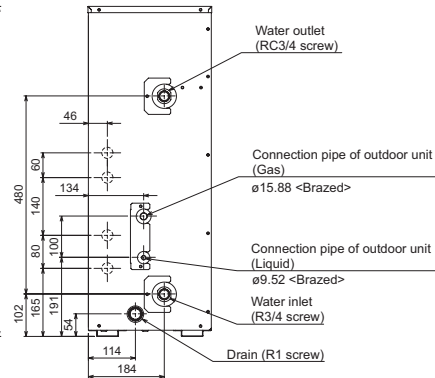
Upper View >



Front View >

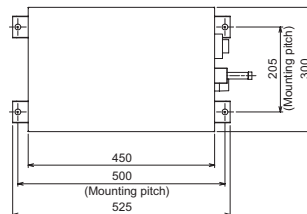


Side View >

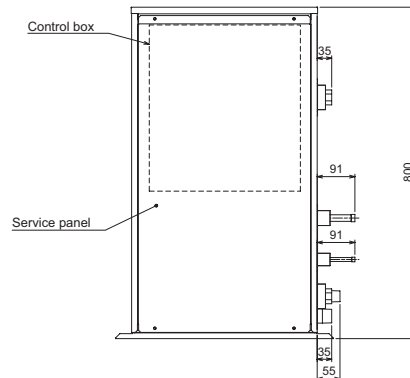


PWFY-P I00/200VM-E-AU

Upper View >



Front View >



Side View >

