




# MSZ-GE22VA

Inverter Heat Pump

R410A Wall Mounted Unit

This model has been completely redesigned and features the new Catechin filter system. It offers industry leading noise levels and has a distinctively styled front panel that not only looks appealing but also helps make the cleaning of the unit easier.

- **Anti-Allergy Enzyme Filter is optional**



Pictures not to scale

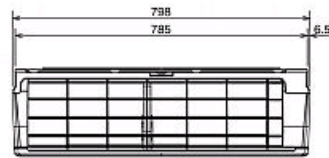
## Product Details

MSZ-GE22VA	
Capacity (kW):	
Heating (Nominal)	3.30
Cooling (Nominal) (Low - High)	2.20 (0.90 - 3.00)
Heating (UK)	2.75
Cooling (UK) (Low - High)	2.20 (0.90 - 3.00)
Width - mm	798
Depth - mm	232
Height - mm	295
Weight - kg	10
Airflow (m3/min) (Heating /Cooling) - Lo-Mi1-Mi2-Hi-SupHi	4.1-4.6-6.6-9.1-11.5 / 4.1-4.6-6.7-9.2-11.3
Noise (dBA) (Heating /Cooling) - Lo-Mi1-Mi2-Hi-SupHi	19-21-29-36-42 / 19-21-29-36-42
Pipe Size Gas mm (in)	9.52 (3/8)
Pipe Size Liquid mm (in)	6.35 (1/4)
Electrical Supply	Fed by Outdoor Unit
Phase	Single
Fuse Rating (BS88) - HRC (A)	6
Interconnecting Cable No. Cores	4

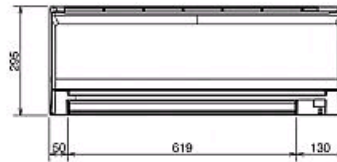
## Dimensions

MSZ-GE22VA

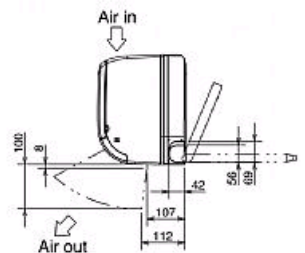
Upper View >



Front View >



Side View >



**Telephone: 01707 282880**

Email: [air.conditioning@meuk.mee.com](mailto:air.conditioning@meuk.mee.com) Website: <http://www.mitsubishielectric.co.uk/aircon>

**CELSIUS AIR CONDITIONING LTD**  
**1, WELL STREET**  
**HEYWOOD**  
**OL10 1NT**  
**Tel: 01706 367500**  
**Fax: 01706 367355**

Mitsubishi Electric reserves the right to make any variation in technical specification to the equipment described, or to withdraw or replace products without prior notification or public announcement.

