


R2 Series (16-26hp)

New Series

R410A Simultaneous Heating and Cooling with Heat Recovery Outdoor Unit

The larger models in the R2 Series have the advantage of allowing more indoor units to be connected to a single outdoor unit, whilst also benefiting from greater capacity. Heat recovery potential is dramatically increased as the larger quantity of indoor units increases diversity.

- > Up to 32 indoor units connected to each outdoor unit
- > Easy to install unique 2-pipe technology means minimal disruption, quicker installation and less connections than 3 pipe equivalents
- > Highest ever COP's / EER's utilising energy efficient IPM inverter technology
- > Greater than 80kW capacity on a single refrigerant circuit
- > Improved pipe run of 150m with a total system pipe length of up to 400m
- > High Sensible Cooling Function - By raising the off coil temperature, a 10% increase in sensible cooling capacity over standard operation is achievable, the result being greater comfort for occupants



Technical Information >>

R2 SERIES OUTDOOR UNIT - 16-26hp

MODEL REFERENCE		PURY-P400YGM-A	PURY-P500YGM-A	PURY-P650YGM-A
CAPACITY (kW)	Heating (nominal)	50.0	63.0	81.5
	Cooling (nominal)	45.0	56.0	73.0
	Heating (UK)	44.0	55.4	71.7
	Cooling (UK)	42.3	51.5	67.2
POWER INPUT (kW)	Heating (nominal)	12.43	15.89	19.82
	Cooling (nominal)	13.42	15.59	19.65
	Heating (UK)	12.06	14.62	18.23
	Cooling (UK)	9.80	10.91	13.76
MAX No. OF CONNECTABLE INDOOR UNITS		24	24	32
AIRFLOW (m3/min)	High	240	400	400
NOISE (dBA)		61	60	62
WEIGHT (kg)		291	481	481
DIMENSIONS (mm)	Width	1290	1990	1990
	Depth	840 (877)	840 (877)	840 (877)
	Height	1840	1840	1840
ELECTRICAL SUPPLY		380-415v, 50Hz	380-415v, 50Hz	380-415v, 50Hz
PHASE		3	3	3
STARTING CURRENT (A)		8	92.5	92.5
RUNNING CURRENT (A)	Heating	19.2	24.5	30.6
	Cooling	20.7	24.0	30.3
FUZE RATING (BS88) – HRC (A)		40	50	63
MAINS CABLE No. Cores		4 + earth	4 + earth	4 + earth

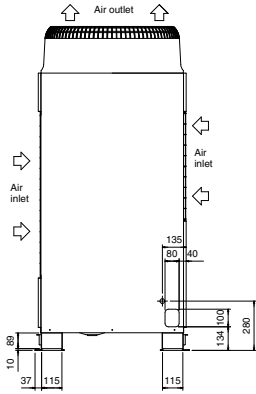
PURY-P200-650YGM-A Piping Restrictions

	A+B+a+b+c+d	400m max ^{*3} (300m)
TOTAL PIPING LENGTH	A+B+d	150m max
FURTHEST PIPING LENGTH	A	110m max ^{*4} (70m)
BETWEEN OUTDOOR AND BC CONTROLLER (MASTER) - LENGTH	B+d or b	40m max
BETWEEN INDOOR AND BC CONTROLLER (MASTER/SLAVE) - LENGTH	H	50m max (40m) ^{*1}
BETWEEN INDOOR AND OUTDOOR - HEIGHT	h1	15m max (10m) ^{*2}
BETWEEN INDOOR AND INDOOR - HEIGHT	h2	15m max
BETWEEN INDOOR AND BC CONTROLLER (MASTER/SLAVE) - HEIGHT	h3	15m max (10m) ^{*2}
BETWEEN INDOOR (MASTER) AND INDOOR (SLAVE) - HEIGHT		

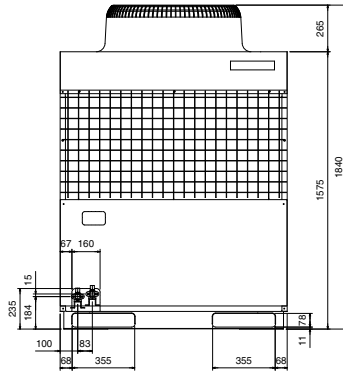
^{*1} When O/U is below indoor ^{*2} In case of P200, P250 indoor unit ^{*3} Distance between outdoor unit and BC controller is 70m or less ^{*4} Total piping length is 300m or less

PURY-P400YGM-A

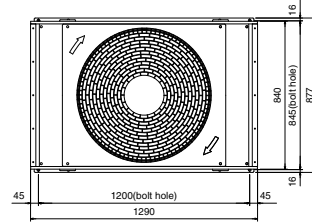
Right Side View >



Front View >

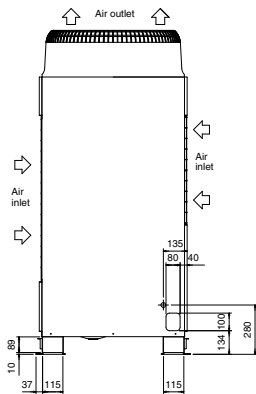


Upper View >

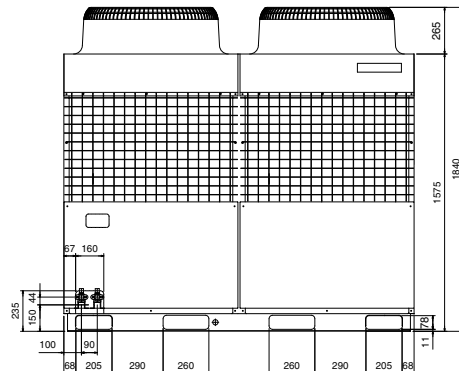


PURY-P500, 650YGM-A

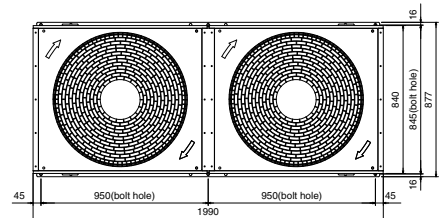
Right Side View >



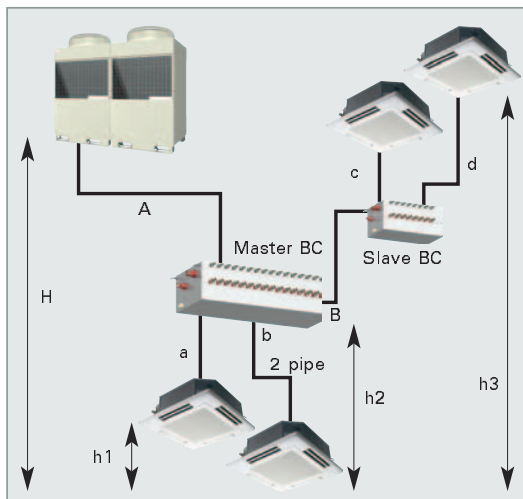
Front View >



Upper View >



PURY-P200-650YGM-A Piping Restrictions



This pdf has been downloaded from the website of :

“Supplying and installing the latest in air conditioning technology”

° Celsius
air conditioning

Celsius Air Conditioning Ltd, 1 Well Street, Heywood, Greater Manchester OL10 1NT

 01706 367 500  07000 CELSIUS  01706 367 355  sales@celsiusair.co.uk  www.celsiusair.co.uk

www.celsiusair.co.uk