

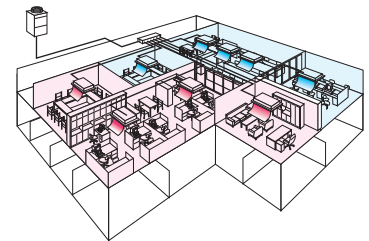

R2 Series (8-14hp)

New Series

R410A Simultaneous Heating and Cooling with Heat Recovery Outdoor Unit Improved for even higher efficiency

Throughout the year, many buildings require cooling in some areas and heating in others – even in adjacent rooms. The outstanding City Multi R2 system meets this requirement by distributing surplus heat from cooling operations (and vice versa) to rooms where it is needed. This efficiency can result in energy savings of up to 30% over conventional systems.

- > New higher efficiency inverter technology, with low start currents thanks to a single inverter compressor
- > Up to 20 indoor units connected to each outdoor unit
- > Easy to install unique 2-pipe technology means minimal disruption, quicker installation and less connections than a 3 pipe equivalents
- > Highest ever COP's / EER's utilising energy efficient IPM inverter technology
- > Improved pipe run of 150m with a total system pipe length of up to 400m
- > High Sensible Cooling Function - By raising the off coil temperature, a 10% increase in sensible cooling capacity over standard operation is achievable, the result being greater comfort for occupants



Technical Information >>

R2 SERIES OUTDOOR UNIT - 8-14hp

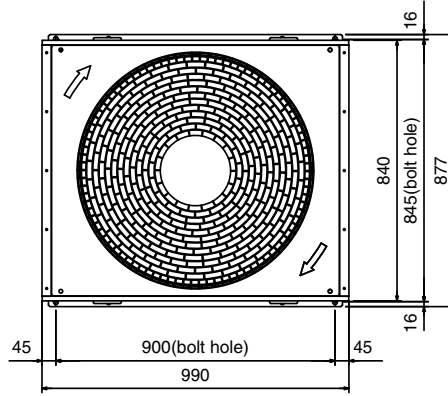
MODEL REFERENCE		PURY-P200YGM-A	PURY-P250YGM-A	PURY-P300YGM-A	PURY-P350YGM-A
CAPACITY (kW)	Heating (nominal)	25.0	31.5	37.5	45.0
	Cooling (nominal)	22.4	28.0	33.5	40.0
	Heating (UK)	23.1	29.1	33.0	39.6
	Cooling (UK)	21.3	26.6	31.5	37.6
POWER INPUT (kW)	Heating (nominal)	5.98	7.62	9.10	11.02
	Cooling (nominal)	6.14	7.72	9.57	11.39
	Heating (UK)	5.98	7.62	8.83	10.69
	Cooling (UK)	3.81	4.79	6.99	8.31
MAX No. OF CONNECTABLE INDOOR UNITS		15	16	16	20
AIRFLOW (m3/min)	High	200	200	200	200
NOISE (dBA)		56	57	59	60
WEIGHT (kg)		236	251	251	251
DIMENSIONS (mm)	Width	990	990	990	990
	Depth	840 (877)	840 (877)	840 (877)	840 (877)
	Height	1840	1840	1840	1840
ELECTRICAL SUPPLY		380-415v, 50Hz	380-415v, 50Hz	380-415v, 50Hz	380-415v, 50Hz
PHASE		3	3	3	3
STARTING CURRENT (A)		10	8	8	8
RUNNING CURRENT (A)	Heating	9.2	11.7	14.0	17.0
	Cooling	9.4	11.9	14.7	17.6
FUSE RATING (BS88) – HRC (A)		20	25	25	32
MAINS CABLE No. Cores		4 + earth	4 + earth	4 + earth	4 + earth

PURY-P200/250/300/350YGM-A Piping Restrictions	
TOTAL PIPING LENGTH	400m max ^{*2} (300m)
FURTHEST PIPING LENGTH	150m max
BETWEEN OUTDOOR AND BC CONTROLLER - LENGTH	110m max ^{*3} (70m)
BETWEEN INDOOR AND BC CONTROLLER - LENGTH	40m max
BETWEEN INDOOR AND OUTDOOR UNITS - HEIGHT	50m max (40m if outdoor installed below)
BETWEEN INDOOR AND BC CONTROLLER - HEIGHT	15m max (10m) ^{*1}
BETWEEN INDOOR AND INDOOR UNITS - HEIGHT	15m max (10m) ^{*1}

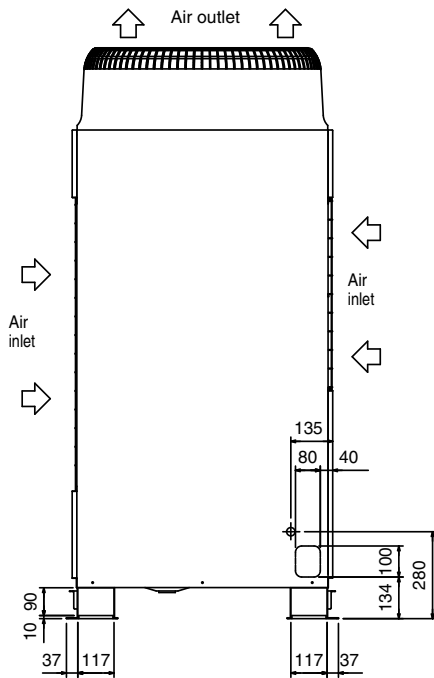
Note: If more than one BC Controller is required, please refer to piping restrictions on page 92. ^{*1} In the case of P200, P250 indoor unit ^{*2} Distance between outdoor unit and BC controller is 70m or less ^{*3} Total piping length is 300m or less

PURY-P200, 250, 300, 350YGM-A

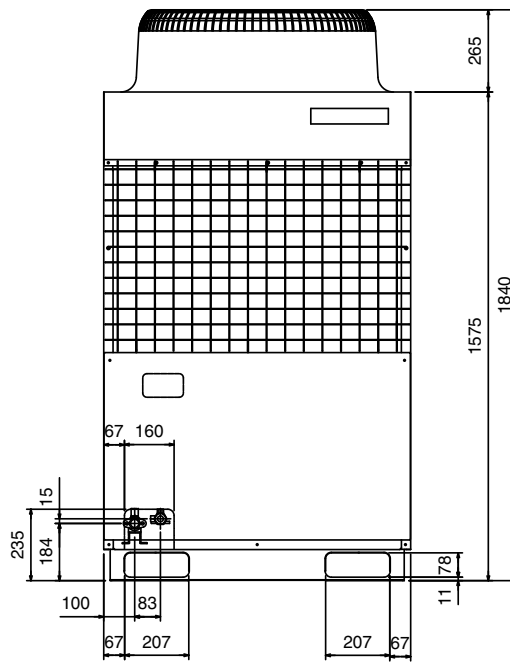
Upper View >



Right Side View >



Front View >



This pdf has been downloaded from the website of :

“Supplying and installing the latest in air conditioning technology”

° Celsius
air conditioning

Celsius Air Conditioning Ltd, 1 Well Street, Heywood, Greater Manchester OL10 1NT

 01706 367 500  07000 CELSIUS  01706 367 355  sales@celsiusair.co.uk  www.celsiusair.co.uk

www.celsiusair.co.uk